

DV - Drum Valve


Heavy Duty Coupler




User Instructions



1 Heavy Duty Coupler with extraction and vapour recovery hoses attached.



2 Align Heavy Duty Coupler pins with corresponding slots in drum valve.



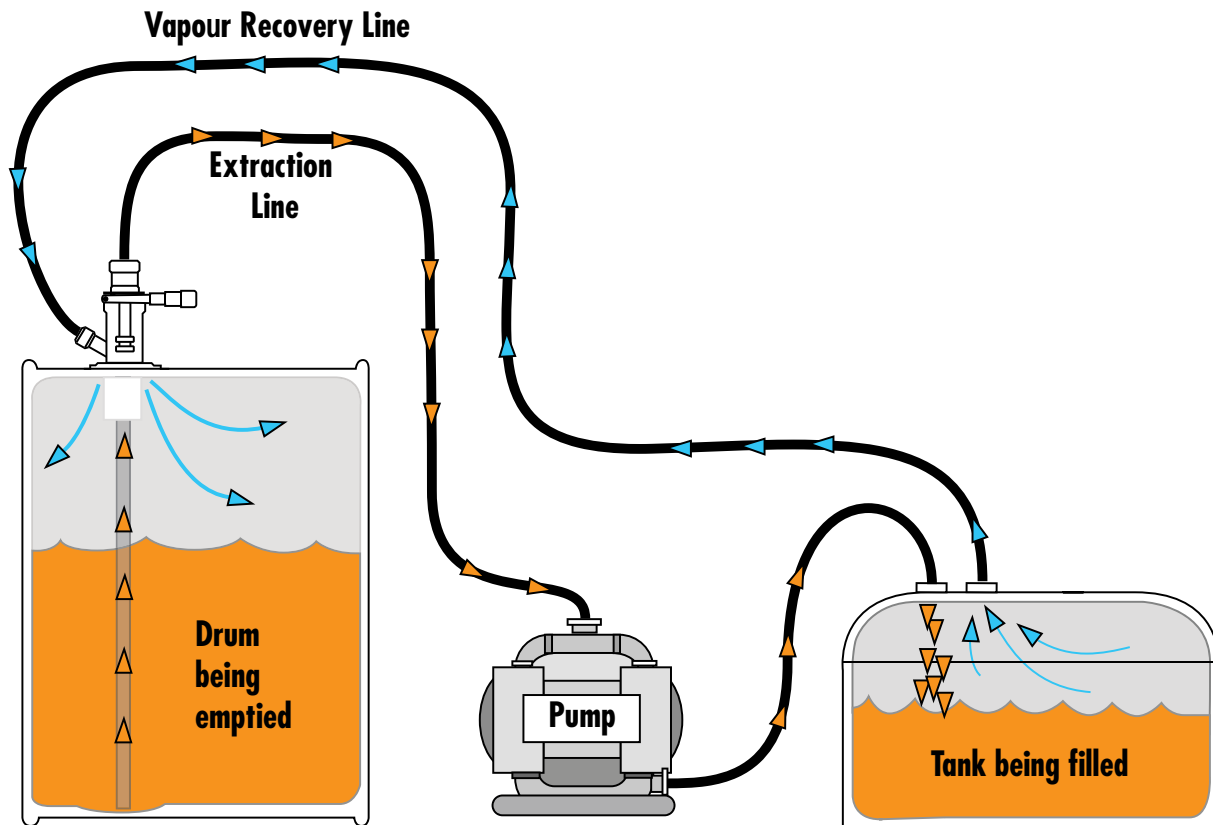
3 Rotate Heavy Duty Coupler clockwise 1/3 turn until it stops.




Engage the coupler by pushing down on the handle.

The system is now ready to dispense.

Typical vapour recovery system using Heavy Duty Vapour Recovery Coupler.





1 Pull handle out and lift.
The system is now closed.



2 Rotate coupler counter clockwise
1/3 turn until it stops.
Coupler may now be removed.