

DV - Drum Valve

Fill Head




User Instructions



1 Fill Head with filling and vapour recovery hoses attached.




2 Align Fill Head pins with corresponding slots in Drum Valve.



3 Rotate Fill Head clockwise 1/3 turn until it stops.

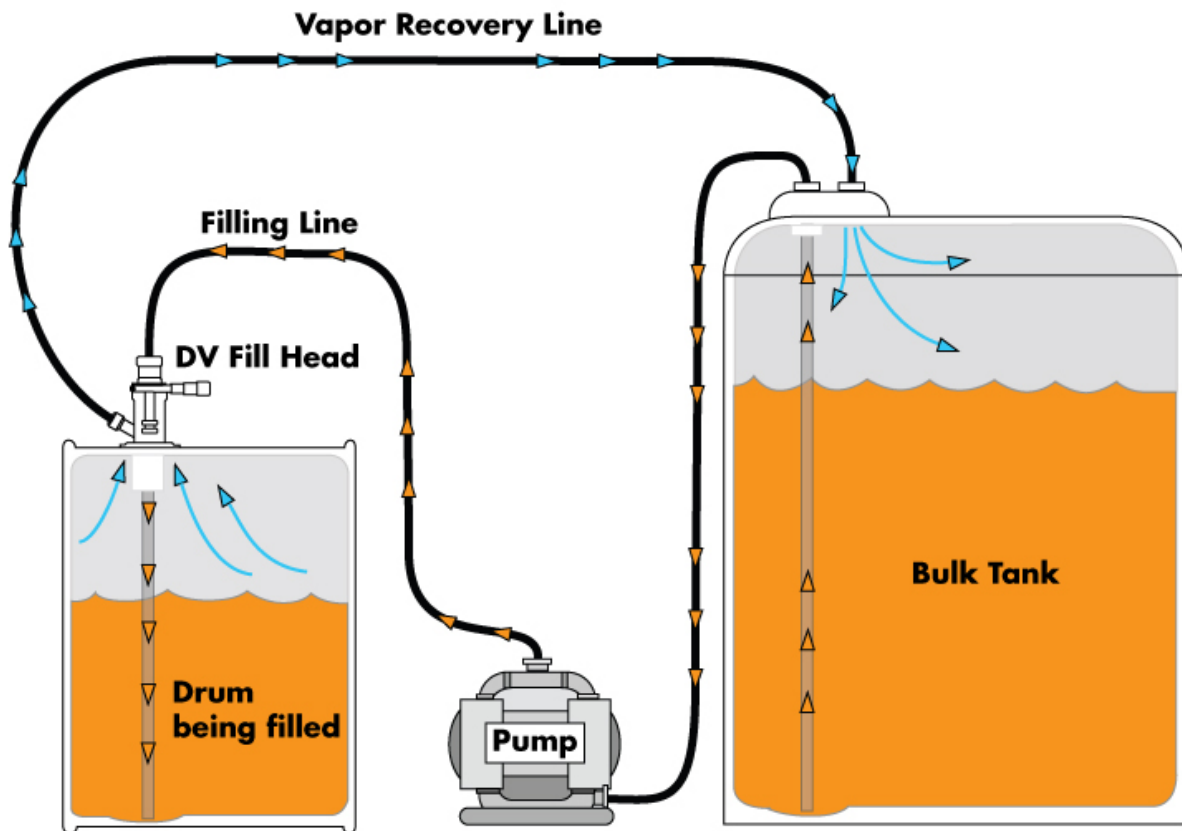
4



Engage the Fill Head by pushing down on the handle.

The drum is now ready to fill.

Typical Fill Head vapour recovery system.





Caution: Turn off pump first!

Pull handle out and lift.



Rotate Fill Head counter clockwise 1/3 turn until it stops.

Fill Head may now be removed.